

With and without backrest version

Technology:

Nodular cast iron with graphite polyester powder paint finish.

Available colors:

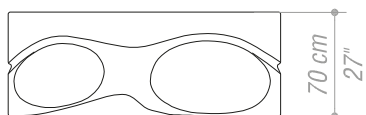

Black, brown and natural concrete.

Weight

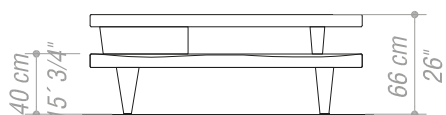
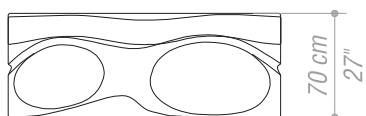
S/R 604 Lbs - C/R 778.2Lbs

Installation:

Free standing or fixed to ground with chemical anchor bolts.



Double front bench

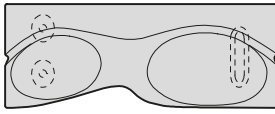


Double front bench with backrest

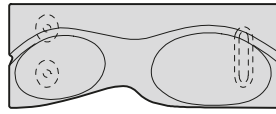


Configuration possibilities for linear benches

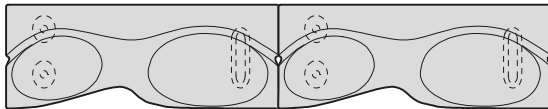
Single one front bench



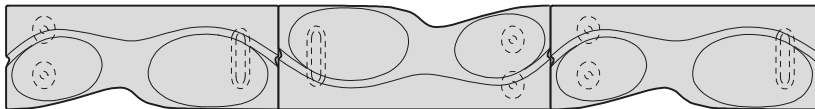
Single double front bench



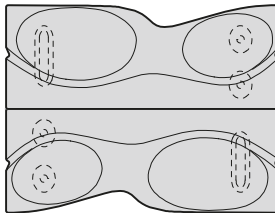
One front bench or Double front bench - row arrangement



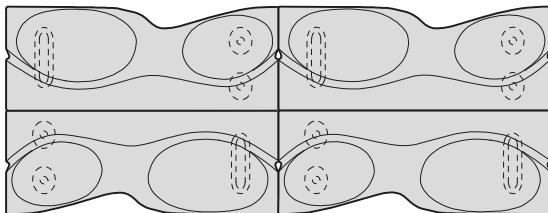
Double front bench - row arrangement



One front bench - area arrangement

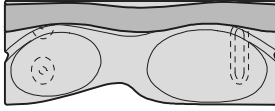


One front bench - row arrangement

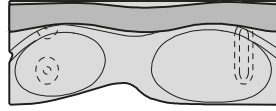


Configuration possibilities for linear benches

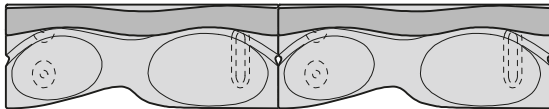
Single one front bench



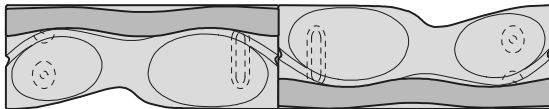
Single double front bench



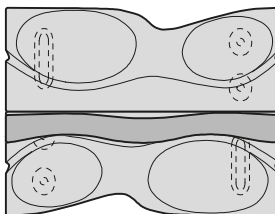
One front bench or Double front bench - row arrangement



Double front bench - row arrangement



One front bench - area arrangement



One front bench - row arrangement

